

Equipment catalog



Lubchem

Specializing in Lubricants and Chemicals
for Industrial and Commercial Applications

Lubchem Overview

Lubchem began its journey in 1952 as a chemical manufacturing and blending company specializing in powdered chemicals, water treatment chemicals, and cleaning compounds.

In 1974, Lubchem expanded its operations to include a valve lubricants line after acquiring a waste stream from a major chemical company on the Houston Ship Channel. Lubchem capitalized on the versatile properties of the waste stream to formulate a superior hydrocarbon-resistant lubricant base oil.

Lubchem exploded into the global market with the introduction of wireline grease seal, pipeline cleaning compounds, arctic grade greases, and lubrication equipment. Lubchem now proudly serves customers in six continents.

As a leading manufacturer of valve lubricants and sealants, Lubchem is dedicated to continual improvement. Through research, development, and strict quality control, Lubchem maintains processes at the highest level of performance. By manufacturing its own base oils, Lubchem secures control of product consistency and quality. This commitment to high-quality and customer satisfaction is coupled with a commitment to sustainable production which reflects the environmental stewardship of both Lubchem and its customers.

ISO 9001:2015 Certified

Lubchem



Table of Contents

Pages

▶ 4-9	High-Pressure Grease Guns
▶ 10-11	High-Pressure Battery Operated Grease Gun
▶ 12-14	Hand Operated Grease Guns
▶ 15-16	Grease Guns Accessories
▶ 17-20	Valve Lubrication Fittings
▶ 21	Valve Lube Adapters


Lubrication Equipment & Accessories



Lubchem Force Flow 100 Lube Pump

The Lubchem Force Flow 100 grease pump is a reliable, heavy duty air operated pump. The Force Flow 100 pump is equipped with 100:1 ratio air motor that is capable of 10,000 psi discharge pressure. Discharge pressure may be adjusted by regulating the inlet air pressure to the pump through the air inlet regulator.

The Force Flow 100 pump is equipped with twin cylinders that provide continuous contact between the follower plate the sealant providing a continuous prime to the pump. The positive pressure applied by the pressure priming system prevents pump cavitation and makes it possible to pump highly viscous sealants at low temperatures.



Force Flow 100 Features

- Total Force Flow weight = 100 lb
- High volume delivery is 1/2 ounce per stroke
- Five inch air motor, 100:1 ratio
- For use with 40 lb. and 5 qt. cans
- Moisture trap & air inlet regulator included
- Durable light weight design
- Air inlet gauge and discharge pressure gauge included
- Permanently lubricated pneumatic rams
- Pumps 5 lb. per minute of NLGI # 2 grease
- Adjustable discharge pressure up to 10,000 psi
- Maximum air inlet pressure 100 psi
- 1010' discharge hose included

Lubrication Equipment & Accessories

Air Operated Lubrication Equipment

Lubchem Model 15C-16 Heavy Duty Grease Pump

The Model 15C-16 Heavy Duty Grease Pump is a reliable, heavy duty air operated grease gun. This pump is equipped with 100:1 ratio air motor that is capable of 15,000 psi discharge pressure. Discharge pressure may be adjusted by regulating the inlet air pressure to the pump through the air inlet regulator. This high-volume grease gun is capable of pumping 5 lbs. per minute of NLGI #2 grease and approximately 1/2 ounce per stroke.

The 15C-16 Pump includes the following:

- High volume delivery is 1/2 ounce per stroke
- Five-inch air motor, 100:1 ratio
- Drum Cover
- Follower Plate
- For use with 16-gallon drums
- Pumps 5 pounds per minute of NLGI # 2 grease
- Adjustable discharge pressure up to 15,000 psi
- Maximum air inlet pressure 150 psi
- Air inlet lubricator
- Air inlet regulator
- Air inlet gauge
- 10' of 3/8" ID discharge hose included
- Whip hose
- Control Valve
- 15K psi discharge pressure gauge
- Swivel
- High pressure quick disconnects
- Pressure Relief Valve
- Giant Button Head Coupler
- Additional lube fittings available on request



Air Operated Lubrication Equipment

Lubchem Model 15C-55 Heavy Duty Grease Pump

The Model 15C-55 Heavy Duty Grease Pump is a reliable, heavy duty air operated grease gun. This pump is equipped with 100:1 ratio air motor that is capable of 15,000 psi discharge pressure. Discharge pressure may be adjusted by regulating the inlet air pressure to the pump through the air inlet regulator. This high-volume grease gun is capable of pumping 80 ounces per minute of NLGI #2 grease and approximately 1/2 ounce per stroke.

The 15C-55 Pump includes the following:

- High volume delivery is 1/2 ounce per stroke
- Five-inch air motor, 100:1 ratio
- Drum Cover
- Follower Plate
- For use with 55-gallon drums
- Pumps 80 ounces per minute of NLGI # 2 grease
- Adjustable discharge pressure up to 15,000 psi
- Maximum air inlet pressure 150 psi
- Air inlet lubricator
- Air inlet regulator
- Air inlet gauge
- 10' of 3/8" ID discharge hose included
- Whip hose
- Control Valve
- 15K psi discharge pressure gauge
- Swivel
- High pressure quick disconnects
- Pressure Relief Valve
- Giant Button Head Coupler
- Additional lube fittings available on request



Lubrication Equipment & Accessories

Air Operated Lubrication Equipment

Lubchem Model 10C-16 and 10C-55 High Pressure Grease Pumps

The Model 10C-16 and 10C-55 Heavy Duty Grease Pumps are reliable, heavy duty air operated grease guns. Both of these pumps are equipped with 100:1 ratio air motor that is capable of 10,000 psi discharge pressure. Discharge pressure may be adjusted by regulating the inlet air pressure to the pump through the air inlet regulator. This high-volume grease gun is capable of pumping 26 ounces per minute of NLGI #2 grease. The Model 10C-16 pump is available for use with 120 lb. drums and the Model 10C-55 pump is available for use with 420 lb. drums.

Both of the Model 10C-16 and 55 pumps include the following:

- High volume delivery
- 100:1 ratio air motor
- Drum Cover
- Follower Plate
- For use with 55 or 16-gallon drums
- Pumps 26 ounces per minute of NLGI # 2 grease
- Adjustable discharge pressure up to 10,000 psi
- Maximum air inlet pressure 150 psi
- Air inlet lubricator
- Air inlet regulator
- Air inlet gauge
- 10' of 3/8" ID discharge hose included
- Whip hose
- Control Valve
- 15K psi discharge pressure gauge
- Swivel
- High pressure quick disconnects
- Pressure Relief Valve
- Giant Button Head Coupler
- Additional lube fittings available on request



Portable Grease Pumps

The Lubchem Model 35-50 & 45-100 bucket pumps are economical air operated grease pumps designed to pump bulk lubricants. The units are set up for 5 gallon containers and are equipped with follower plate, 10' discharge hose, control valve, straight swivel, 15,000 psi liquid filled gauge and a giant button head coupler.



Model 35-50 Bucket Pump

- 50:1 Air Motor & Pump Tube
- Discharge Pressure 5,000 psi
- Follower Plate
- Bucket Cover & Handle Assy.
- 10' Discharge Hose ¼ ID
- Control Valve
- Gauge Tee 15k Gauge
- Whip Hose
- Straight Swivel
- Giant Button Head Coupler ¼ NPTF

Model 45-100 Bucket Pump

- 100:1 Air Motor & Pump Tube
- Discharge Pressure 10,000 psi
- Follower Plate
- Bucket Mount Cover & Handle Assembly
- 10' Discharge Hose
- Control Valve
- Gauge Tee
- 15k Gauge
- Whip Hose
- Straight Swivel
- Giant Button Head Coupler

Lubrication Equipment & Accessories

Lubchem Air/Hydraulic Grease Gun Part No. YJ10K

This is an air/hydraulic, 10,000 psi, frame mounted grease pump with K size barrel and a 6ft discharge hose assembly. This light weight compact air/hydraulic grease gun has four rubber legs to allow stability on uneven surfaces. It is equipped with giant button head coupler, 15,000 psi gauge, cover, handle and quick disconnect couplers on the hydraulic lines.



To load grease in the pump simply follow these steps:

1. Stand the unit up on end
2. Press down on the RELEASE pedal
3. Unscrew the sealant cap with hose assembly attached
4. Fully depress the piston with the handle
5. Load either a "J" or "K" stick
6. Replace sealant cap
7. Connect air supply
8. Connect giant button head coupler to valve fitting and press down on the PUMP pedal.

Note: Cartridge grease can only be used with a Cartridge Loader

BW20V HAND-HELD GUN

INCLUDES A ONE YEAR WARRANTY



- A** LCD screen displays battery life, grease capacity, ounces or grams dispensed and when the screen turns red, the barrel is empty.
- B** Reset button turns on the flashlight and allows you to reset ounces or grams.
- C** 1 and 2 Switch allows two flow rates. You can switch it to 1 to 4 ounces per minute or 2 to 6 ounces per minute
- D** 2 ea. 20 Volt, 4 Amp Battery will allow the operator to use 10 cartridges of grease before the next charge.

The new 10,000 psi, 20 Volt, 4 Amp battery operated handgun comes with a 10K pressure gauge, tee, 14" hose, shut-off valve and a giant button head coupler.

The 20 Volt Battery Operated Hand-Held Grease Gun features:

- A. LCD screen that displays battery life, grease capacity, ounces or grams dispensed and when the screen turns red, the barrel is empty.
- B. Reset button turns on the flashlight and allows you to reset ounces or grams.
- C. 1 and 2 switch allows two flow rates. Switch it to 1 for 4 ounces per minute. Switch it to 2 for 6 ounces per minute
- D. 2 ea. 20 Volt, 4 Amp Battery will allow the operator to use 10 cartridges of grease before the next charge.

Safety Features: The purpose of the gauge is to make sure the valve is not over pressured and the release valve allows the operator to stop gas pressure from entering the grease gun. The unit is tested to 10,000 psi.

Lubrication Equipment & Accessories

Loading Instructions:

- A. Remove barrel from the head of the gun.
- B. Pull back the black tee handle and lock into place.
- C. Remove the cartridge lid and insert into the barrel.
- D. Pull the metal Pop Top off.
- E. Install barrel on the head of the gun.
- F. Pull back on the black tee handle which will unlock the tee handle.
- G. Push the black tee handle into the barrel. (You may have to twist the black handle in order to do so.)

Maintenance:

- A. Keep the inside of the barrel and black piston clean. Prevents piston and cartridge from sticking.
- B. Keep away from water
- C. If for some reason the unit needs to be repaired, contact Lubchem at 281-350-9600.

Safety Features:

The purpose of the Gauge is to make sure the valve is not over pressured and the release valve allows the operator to stop gas pressure from entering the grease gun. The unit is tested to 10,000 psi. The Black Widow has a one-year limited warranty.

Please note:

This product is not intrinsically safe. Damaged or cracked batteries are unsafe to charge and must be recycled properly. Do not use other manufacturers batteries.

PROPERTIES:

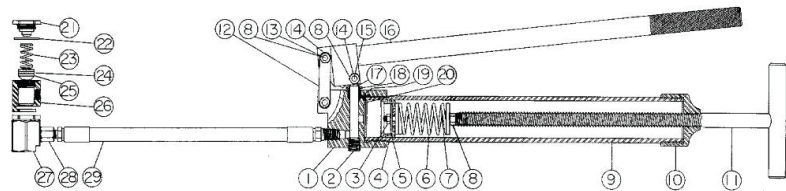
- ASTM Penetration: 250-300
- Base Oil: Synthetic
- Temp Range: 0° to 400°F
- Color: Tan

Lubchem 1200 & 1500 Lube Pumps



The Lubchem 1200 & 1500 Hand Guns apply up to 10,000 psi and 15,000 psi respectively, of discharge pressure with a minimum amount of applied force by the user. The guns are set up for lubricating both ball valves and plug valves. The pumps are heavy duty, lever operated and are primed by tightening the "T" screw handle. Both pumps accept industry standard K size lube sealant grease sticks. The outlet thread is 1/4 NPTF. Both pumps use hose assembly 967801 as seen below, additional hose assemblies and options are available on request. To order the model 1500 use part number 1500, for model 1200 use part number 1200.

Item	Description
1	Head
2	Pipe Plug
3	Nut
4	Primer Plug
5	Washer
6	Primer Spring
7	Screw
8	Nut
9	Barrel
10	Collar
11	Screw Handle
12	Link
13	Stud
14	Lock Washer
15	Plunger Stud
16	Plunger Handle
17	Plunger
18	Packing Nut
19	Packing
20	Head Gasket
21	Coupler Cap
22	Coupler Seat
23	Coupler Spring
24	O-ring
25	Coupler Piston
26	Coupler Body
27	Coupler Assembly
28	Coupler Adapter
29	Hose




Caution:

The model 1200 gun is not equipped with an internal ball check in the head assembly and line pressure may bleed back into the barrel. Before removing the giant button head coupler, raise the plunger handle and turn the primer screw counter clockwise to relieve pressure.

The model 1500 comes equipped with an internal check and pressure release.

Lubrication Equipment & Accessories

Lubchem Model 1000 Hydraulic Hand Pump



- Lubricant Stick Size - J
- Grease Delivery - 1 ounce per 40 strokes
- Hose Assembly - 967801
- Pressure Rating - 10,000 psi
- Total weight - 13 lbs.

Hose Assembly 967801



Description:

The Lubchem 1000 Hydraulic Hand Pump (part # 1000) exerts a maximum pressure of 10,000 psi. It is a durable self priming pump that is easy to operate. This unit is equipped with a bypass valve that allows the user to relieve internal pressure at any time by turning the bypass valve counter clockwise one revolution.

As an added safety feature the Lubchem model 1000 is equipped with an internal hydraulic relief valve. This feature provides maximum safety for the user by preventing over pressurization of the hydraulic system.

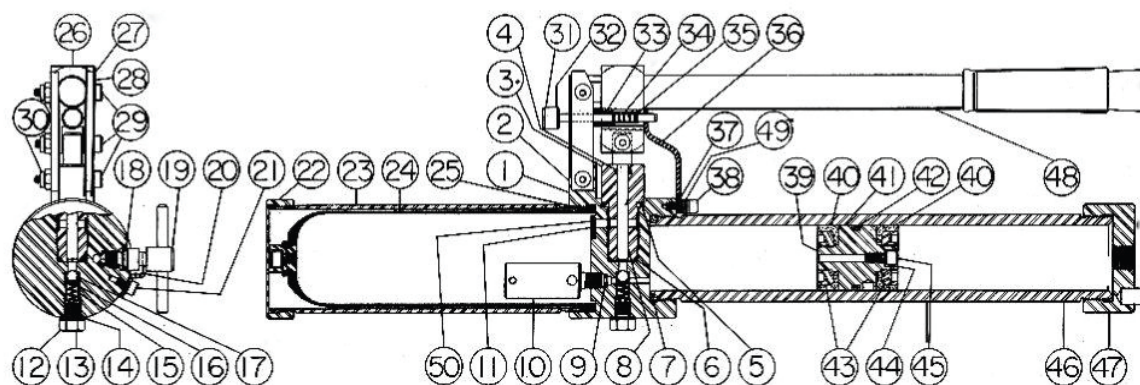
Features:

- Handle Latch Assembly: Prevents damage due to over extension of the piston.
- Graduated Handle: One ounce marked handle to eliminate waste and provide greater accuracy during injection.
- Warning: Use only UCON-500 hydraulic fluid or equal in this pump.

Repair:

Replacement parts and repair kits are available upon request.

Lubchem Model 1000 Hydraulic Hand Gun



Item	Part Number	Description
1	908701	Body Assembly
2	928701	Body
3*	948701	Cylinder
4*	924801	O - Ring
5*	988701	O - Ring
6*	962601	O - Ring
7*	911801	O - Ring
8*	958701	Plunger
9*	970801	O - Ring
10*	950801	Internal Relief Valve
11*	956801	Filter Assembly
12	909701	Check Valve Assembly
13	998701	Check Valve Screw
14	919701	Washer
15	939701	Filter Screen
16	929701	Spring
17	918601	Ball
18*	984001	O - Ring
19	959701	By-pass Valve
20	979701	Stem Retainer
21	989701	Cap Screw
22	932801	Fluid Bag Barrel Cap
23	922801	Fluid Bag Barrel
24	902801	Fluid Bag Bleeder Assembly
25	982801	Fluid Bag Seal Ring
26	927701	Fulcrum Assembly

Item	Part Number	Description
27	918701	Link Assembly
28	977701	Link
29	979701	Stripper Bolt
30	987701	Lock Nut
31	903801	Latch Assembly
32	953801	Stem & Knob Assembly
33	933801	Latch Screw
34	973801	Internal Latch Spring
35	993801	Retainer Spring
36	913801	Latch Arm
37	923801	Latch Sleeve
38	983801	Cap Screw
39	901801	Piston Assembly
40*	912801	Leather Cup
41	951801	Piston
42*	981801	O - Ring
43	991801	Washer Nut
44*	971801	Washer
45	961801	Cap Screw
46	921801	Grease Barrel
47	931801	Grease Barrel Cap
48	967701	Handle
49	934801	Latch Spring External
50	980801	Filter Screen
*	904801	Repair Kit

For additional information pertaining to trouble shooting and repair procedures please refer to the Lubchem Model 1000 Maintenance & Repair manual.

Lubrication Equipment & Accessories

Hose Assemblies



965701- 12 " overall length hose with giant button head coupler(907601) and swivel (984701). 1/4" NPT male inlet x giant button head coupler outlet.



906601- 18 " overall length hose with giant button head coupler(905801) gage tee (944801)gage (937801), "Z" swivel (944701), swivel (914601), shut off relief valve (909901). 1/4" NPT male inlet x giant button head coupler outlet.



905701- 12 " overall length hose with giant button head coupler(903601). 1/4" NPT male inlet x giant button head coupler outlet.



967801- 18 " overall length hose with giant button head coupler (905801) gage tee (973601), gage (937801), swivel (914601). 1/4" NPT male inlet x giant button head coupler outlet.



957701- Screw Connection Hose Assembly for lubricating vent cap fittings. 18" overall length hose with screw connection coupler. 1/4" NPT male inlet x 1-14" female outlet.



905601 - 10" overall length swivel hose with giant button head coupler (903601), gage tee (973601), gage (937801) 1/4" NPT male inlet x 1-14" female outlet.

OTHER HOSE LENGTHS, END COMBINATIONS AND ASSEMBLIES ARE AVAILABLE

Hose Assembly Rating- Working Pressure 10,000 psi, Burst Pressure 23,000 psi. Warning: Hoses are for use with hand operated grease guns only. Inquire regarding additional warnings. Consult Rubber Manufacturers Association Handbook for proper operating procedure



GAGES

The bottom connection is 1/4" NPT male.

937801 - 15,000 psi
2 1/2" face

999501 - 20,000 psi
OTHER GAGES ARE AVAILABLE



GAGES TEES

By using Lubchem gage tee, adapter is not required. 1/4" NPT male x 1/4" NPT female. (Special order tees available).



973601 - 1 1/4" hex
944801 - 7/8" hex
902601 - 1 1/4" hex
(includes check valve)

SWIVELS

ADVANTAGES

Easy handling of operational grease gun is assured.
 Hose damage is reduced. Pressurized hoses will not twist.

- 944701- 1/4" NPT male x 1/2"-27 male
- 924601- 1/4" NPT male x 1/2"-27 male
- 914601- 1/4" NPT male x 1/2"-27 male
- 984701- 1/8" NPT male x 7/16"-27 male



SHUT OFF /RELIEF VALVE

- 909901
- 1/4" NPT
- male x 1/4" NPTfemale.
- OTHER SIZES AVAILABLE



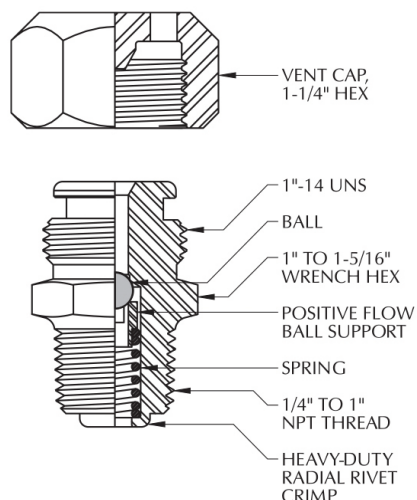
STRAP

Weight - 3 3/4 oz.
 Lightweight and strong, includes
 shoulder pad, hooks, rings, link.
 • Adjustable and extends to 46".

- 961601- For Screw Prime Gun
- 944601- For Hydraulic Grease Gun

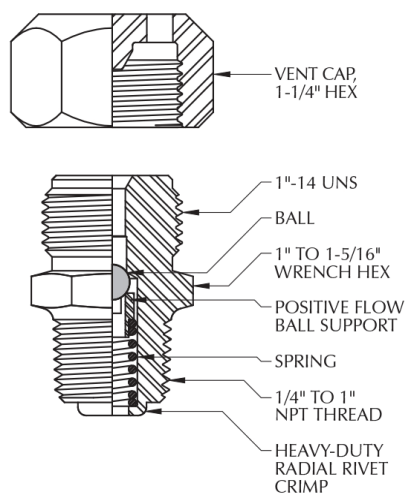
Lubrication Equipment & Accessories

Vented Cap Body Grease Fitting w/ Giant Button Head for Service to 10,000 psi



Thread Size	Material	Heat Treatment	Plating	Ball	Spring	Part Number
1" NPT	1215	---	Zinc W/DC	CA	302SS	BGF-BH
1" NPT	316SS	Annealed (NACE)	---	K-Monel	Inconel 600	BGF-BH-2
3/4" NPT	1215	---	Zinc W/DC	CA	302SS	BGF34-BH
1/2" NPT	1215	---	Zinc W/DC	CA	302SS	BGF12-BH
1/2" NPT	316SS	Annealed (NACE)	---	K-Monel	Inconel 600	BGF12-BH-2
1/2" NPT	4140	Re 22 max. (NACE)	Zinc W/DC	K-Monel	Inconel 600	BGF12-BH-3
1/2" NPT	410SS	Re 22 max. (NACE)	---	K-Monel	Inconel 600	BGF12-BH-4
3/8" NPT	1215	---	Zinc W/DC	CA	302SS	BGF38-BH
3/8" NPT	316SS	Annealed (NACE)	---	K-Monel	Inconel 600	BGF38-BH-2
3/8" NPT	4140	Re 22 max. (NACE)	Zinc W/DC	K-Monel	Inconel 600	BGF38-BH-3
1/4" NPT	1215	---	Zinc W/DC	CA	302SS	BGF14-BH
1/4" NPT	316SS	Annealed (NACE)	---	K-Monel	Inconel 600	BGF14-BH-2
1/4" NPT	4140	Re 22 max. (NACE)	Zinc W/DC	K-Monel	Inconel 600	BGF12-BH-3
1/4" NPT	410SS	Re 22 max. (NACE)	---	K-Monel	Inconel 600	BGF14-BH-4

Vented Cap Body Grease Fitting for Service to 10,000 psi

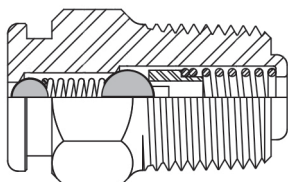


Thread Size	Material	Heat Treatment	Plating	Ball	Spring	Part Number
1" NPT	1215	---	Zinc W/DC	CA	302SS	BGF1
1" NPT	316SS	Annealed (NACE)	---	K-Monel	Inconel 600	BGF1-2
3/4" NPT	1215	---	Zinc W/DC	CA	302SS	BGF34
1/2" NPT	1215	---	Zinc W/DC	CA	302SS	BGF12
1/2" NPT	316SS	Annealed (NACE)	---	K-Monel	Inconel 600	BGF12-2
1/2" NPT	4140	Re 22 max. (NACE)	Zinc W/DC	K-Monel	Inconel 600	BGF12-3
1/2" NPT	410SS	Re 22 max. (NACE)	---	K-Monel	Inconel 600	BGF12-4
3/8" NPT	1215	---	Zinc W/DC	CA	Inconel 600	BGF38
3/8" NPT	316SS	Annealed (NACE)	---	K-Monel	Inconel 600	BGF38-2
3/8" NPT	4140	Re 22 max. (NACE)	Zinc W/DC	K-Monel	Inconel 600	BGF38-3
1/4" NPT	1215	---	Zinc W/DC	CA	302SS	BGF14
1/4" NPT	316SS	Annealed (NACE)	---	K-Monel	Inconel 600	BGF14-2
1/4" NPT	4140	Re 22 max. (NACE)	Zinc W/DC	K-Monel	Inconel 600	BGF12-3
1/4" NPT	410SS	Re 22 max. (NACE)	---	K-Monel	Inconel 600	BGF14-4

*Zinc w/DC - Zinc with Dichromate *CA - AISI 52100 chrome alloy
Other configurations, materials & plating available upon request

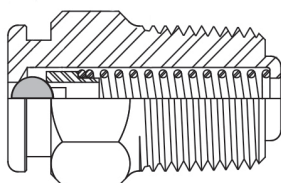
Giant Button Fittings (GBH) for Service to 10,000 psi

Double Ball Check



Thread Size	Material	Ball	Spring	Hex Size	Part Number
1" NPT	1215	CA	302SS	1 5/16"	GBH1
3/4" NPT	1215	CA	302SS	1 1/8"	GBH34
1/2" NPT	1215	CA	302SS	7/8"	GBH12
1/2" NPT	316SS	K-Monel	Inconel 600	7/8"	GBH12-2
3/8" NPT	1215	CA	302SS	7/8"	GBH38
3/8" NPT	316SS	K-Monel	Inconel 600	7/8"	GBH38-2
1/4" NPT	1215	CA	302SS	7/8"	GBH14
1/4" NPT	316SS	K-Monel	Inconel 600	7/8"	GBH14-2
1/2" NPT	1215	CA	302SS	7/8"	GBH12-20
* CA - AISI 52100 chrome alloy Other materials & plating available upon request					

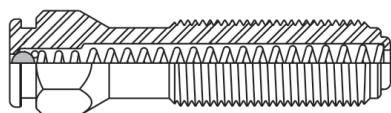
Single Ball Check



Thread Size	Material	Ball	Spring	Hex Size	Part Number
1/2" NPT	1215	CA	302SS	7/8"	GBH12-S
3/8" NPT	1215	CA	302SS	7/8"	GBH38-S
1/4" NPT	1215	CA	302SS	7/8"	GBH14-S
1/8" NPT	1215	CA	302SS	7/8"	GBH18-S
3/8" NPT	1215	CA	302SS	7/8"	GBH38-16
* CA - AISI 52100 chrome alloy Other materials & plating available upon request					

Combination Lube/Injector (GHB) for Service to 10,000 psi

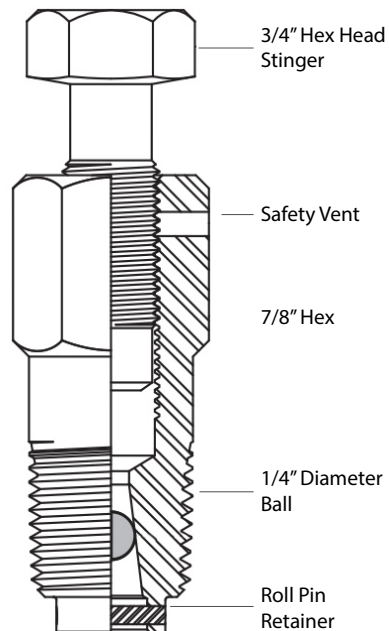
Single Ball Check



Thread Size	Material	Ball	Spring	Hex Size	Part Number
1/2" NPSM	1215	CA	302SS	3 3/4"	CLF12-S
3/8" NPSM	1215	CA	302SS	3 7/16"	CLF38-S
1/4" NPSM	1215	CA	302SS	2 7/16"	CLF14-S
3/4" NC	1215	CA	302SS	3 1/8"	CLF34-10-S
3/4" NF	1215	CA	302SS	3 1/8"	CLF34-16-S
5/8" NC	1215	CA	302SS	2 7/8"	CLF58-11-S
1/2" NC	1215	CA	302SS	2 3/16"	CLF12-13-S
* CA - AISI 52100 chrome alloy Other materials & plating available upon request					

Lubrication Equipment & Accessories

Packing Injection Fitting

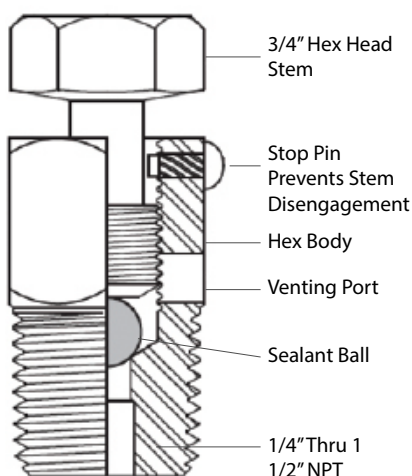


(Bonnett or Plastic Injection Fitting) For Service to 10,000 psi

Thread Size	Material	Heat Treatment	Plating	Ball	Part Number
1/2" NPT	1215	----	Zinc W/DC	302SS	PIF12
1/2" NPT	316SS	Annealed (NACE)	---	K-Monel	PIF12-2
1/2" NPT	4140	Re 22 max. (NACE)	Zinc W/DC	302SS	PIF12-3
3/8" NPT	1215	---	Zinc W/DC	302SS	PIF38
3/8" NPT	316SS	Annealed (NACE)	---	K-Monel	PIF38-2
3/8" NPT	4140	Re 22 max. (NACE)	Zinc W/DC	302SS	PIF38-3
1/4" NPT	1215	---	Zinc W/DC	302SS	PIF14
1/4" NPT	316SS	Annealed (NACE)	---	K-Monel	PIF14-2
1/4" NPT	4140	Re 22 max. (NACE)	Zinc W/DC	302SS	PIF14-3
3/4-10 TPI	1215	---	Zinc W/DC	302SS	PIF34-10
5/8-11 TPI	1215	---	Zinc W/DC	302SS	PIF58-11

*Zinc w/DC - Zinc with Dichromate *CA - AISI 52100 chrome alloy
Other configurations, materials & plating available upon request

Body Vent (Bleeder) Fittings

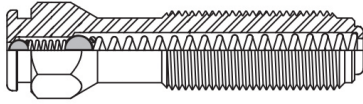


For Service to 10,000 psi

Thread Size	Material	Hex Size ¹	OAL	Heat Treatment	Plating	Ball	Part Number
1/2" NPT	1215	2"	2 5/8"	----	Zinc W/DC	440SS	BV112
1 1/4" NPT	1215	1 3/4"	2 1/2"	---	Zinc W/DC	440SS	BV114
1" NPT	1215	5/16"	2 7/16"	---	Zinc W/DC	440SS	BV1
1" NPT	1215	1 1/8"	1 3/4"	Annealed (NACE)	---	TC	BV1-2
3/4" NPT	316SS	7/8"	1 5/8"	---	Zinc W/DC	440SS	BV34
1/2" NPT	1215	7/8"	1 5/8"	---	Zinc W/DC	440SS	BV12
1/2" NPT	316SS	7/8"	1 5/8"	Annealed (NACE)	---	TC	BV12-2
1/2" NPT	4140	7/8"	1 5/8"	Re 22 max. (NACE)	Zinc W/DC	440SS	BV12-3
3/8" NPT	1215	7/8"	1 5/8"	---	Zinc W/DC	440SS	BV38
3/8" NPT	316SS	7/8"	1 5/8"	Annealed (NACE)	---	TC	BV38-2
1/4" NPT	1215	7/8"	1 5/8"	---	Zinc W/DC	440SS	BV14
1/4" NPT	316SS	7/8"	1 5/8"	Annealed (NACE)	---	TC	BV14-2

*Zinc w/DC - Zinc with Dichromate *CA - AISI 52100 chrome alloy
Other configurations, materials & plating available upon request

Double Ball Check



Thread Size	Material	Ball	Spring	Hex Size	Part Number
3/4" NPSM	1215	CA	302SS	4 3/4"	CLF34
1/2" NPSM	1215	CA	302SS	3 3/4"	CLF12
3/8" NPSM	1215	CA	302SS	3 7/16"	CLF38
1/4" NPSM	1215	CA	302SS	2 7/16"	CLF14
* CA - AISI 52100 chrome alloy Other materials & plating available upon request					

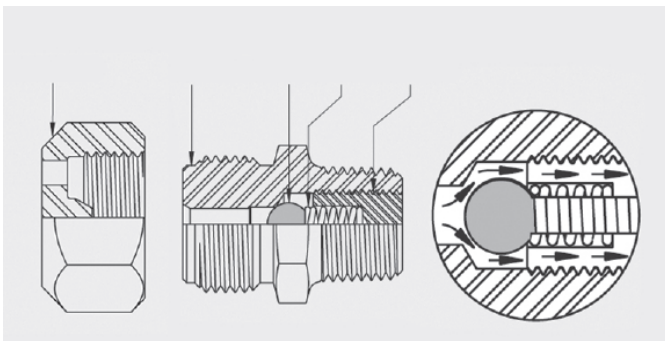
Double Check - 2 Piece Metal To Metal Seal with Floating Cone to Prevent Seat Galling For Service to 10,000 psi

Safe Seal (Giant Button Head)



Thread Size	Material	Ball	Spring	Hex Size	Part Number
1/2" NPT	1215	Zinc W/DC	CA	302SS	LS10N410
1/2" NPT	316SS	---	K-Monel	Inconel 600	LS10N4C0
3/8" NPT	1215	Zinc W/DC	CA	302SS	LS10N310
3/8" NPT	316SS	---	K-Monel	Inconel 600	LS10N3C0
1/4" NPT	1215	Zinc W/DC	CA	302SS	LS10N210
1/4" NPT	316SS	---	K-Monel	Inconel 600	LS10N2C0
* 316SS Material-Annealed Rc 22 max. (Nace) * CA-Aisi 52100 chrome alloy *Zinc with dichromate Other configuration, materials & plating available upon request.					

"Free Flow" Body Grease Fitting



Even the heaviest of lubricants that can be pumped or sealants that can be compressed (extruded) through a packing fitting, will flow freely through fittings incorporated with the "FREE FLOW" concept.

Other Features

- Can Be Used With a Ball Soft Seat
- Increased Fitting Function in Extreme Cold Environments.
- Protects Spring From Damage - Permits a more effective usage of Low Hardness Corrosion Resistant Spring Wire Materials

Lubrication Equipment & Accessories

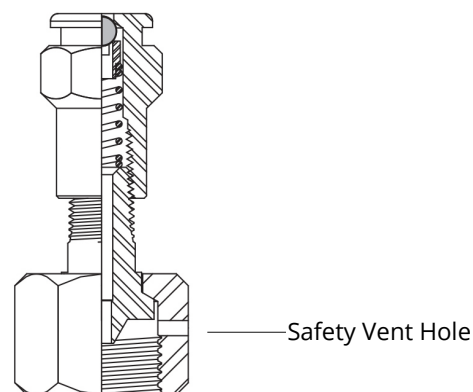
Lubchem Valve Lube Adapter Kit Part # VAK10

When was the last time you traveled a great distance to service a valve only to find that the fitting on the valve was not a standard type? The Lubchem Valve Adapter Kit contains 12 adapter fittings that will provide the flexibility you need to service a wide variety of standard and non-standard valve fittings. The kit also includes fittings to contain leaks on damaged fittings.

The following parts are included in our kit.

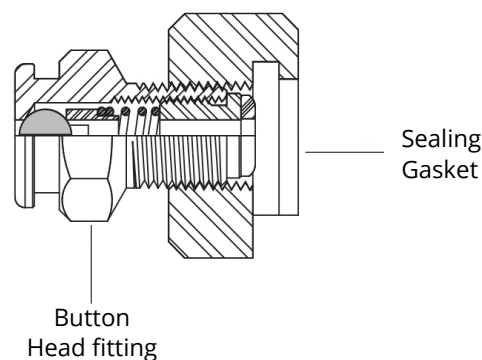
Combination Lube adapters included are:

- Convert short WKM style screw on vent cap fittings 3/4" to standard giant button head
- Convert regular WKM style screw on vent cap fitting 1" to standard giant button head
- Convert McEvoy and 7/8" style screw on vent cap fittings to standard giant button head
- Convert small Cameron 3/4" style screw on vent cap fitting to standard giant button head
- Convert packing injector fitting to standard giant button head



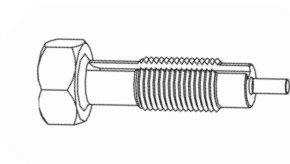
Leak Lock Fittings:

- Giant Button Head Leak Lock fitting for leaking or damaged standard button head
- Giant Button Head Fitting for leaking or damaged standard button head
- Giant Button Head Leak Lock fitting for damaged or leaking oversized giant button head fittings
- Standard Giant Button Head fitting with adapter to convert Cameron 3/4" vent cap fitting to standard giant button head

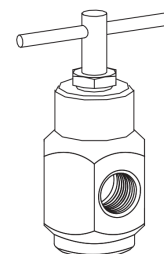


Pressure Relief Tools:

- Pressure relief tool for packing injector fittings
- Pressure relief tool for WKM style vent cap fitting
- Body vent bleeder fitting



Pressure Relief Tool for Packing Injection Fittings



Pressure Relief Tool

PO Box 2626, 23609 W. Hardy Rd. Spring, TX 77383
Order: 800-929-0244 Fax: 281-288-0849





Lubchem

For inquiries, please contact
sales@lubchem.com

Lubchem



Lubchem

800-929-0244

F 281-288-0849

PO Box 2626

Sales@lubchem.com

23609 W Hardy Rd, Spring, TX 77383

w w w . l u b c h e m . c o m